




DR. VIRENDRA SWARUP PUBLIC SCHOOL, KALYANPUR

SESSION: 2023-24

SUMMER HOLIDAY HOMEWORK

Class II

Name: \_\_\_\_\_



## ***THEME - ANIMAL KINGDOM***

**Dear Parents,**

Greetings from VSPS Kalyanpur.

As parents, it is important to invest your time with children now. To cherish these moments, here is a list of suggested activities, which you can enjoy with your children.

- Share stories about your childhood and your family.
- Take atleast two meals together with your children. Ask them not to waste their food and explain to them, the importance of the hardwork farmers do to grow food.
- Allow them to help you in the kitchen or other household chores. Children learn dignity of labour from such activities.
- Allow your children to read as many age appropriate storybooks, as possible.
- Keep your children's screen time limited. Screen time includes T.V., mobile phones and computers etc.
- Avoid giving junk food like chocolates, jellies, cakes, aerated drinks etc.
- Cultivate healthy eating habits among your children.

## Dear Students,

Summer is the time to relax, be productive and get ahead. As important as it is to rest and enjoy, it is equally necessary to continue to learn. To utilize this time in the most constructive way we have compiled a set of sheets and some activities to keep you engaged in learning activities during the summer vacation.

### POINTS TO NOTE:

- The holiday homework in all subjects will be marked out of 10. No marks will be given in case the holiday homework is not submitted.
- All the sheets should be well labelled.
- The work should be neatly done under the supervision of parents.
- The work in different subjects should be handed over to the concerned subject teacher latest by 8<sup>th</sup> July 2023.
- All the subject related projects should be sent to school in a folder.

### THINGS YOU HAVE TO DO DAILY:

- Practise speaking simple sentences in English.
- Reading is one of the best summer activities. Spending an hour everyday helps to improve reading skills, to gain knowledge and improve vocabulary.
- To improve writing skills, engage yourself in writing atleast one page in cursive daily.
- To come close to the nature spend some time in gardening. Plant different types of herbs, shrubs or trees.
- Switch off fans, lights, coolers and A.C.s when not in use.
- Do exercises, eat healthy food and drink lots of water.
- Help your elders in small household chores.

### SUMMER PROJECT WORK

#### English

1. Find and paste pictures of five wild animals and five domestic animals in the comment sheets.  
Write 2 sentences for each.

#### Hindi

प्रश्न 1 अपने मनपसन्द जानवर के बारे में पाँच वाक्य कमेन्ट शीट में लिखिए और उसका चित्र बनाइए।

प्रश्न 2 क्ले या पेपर का उपयोग करके जलीय जीव या थलीय जीव का मॉडल बनाये।

प्रश्न 3 अपने मनपसन्द जानवर के बारे में बताते हुए एक छोटा सा दो-तीन मिनट का वीडियो बनाये।

प्रश्न 4 अपने पसन्द के पालतू या जंगली जानवर का 7 x 7 के मुखौटे का निर्माण करें। चार-पाँच पंक्तियों की कविता का निर्माण करें और कक्षा में सुनायें।

#### चेहरे पर चेहरा




## Mathematics

### PROJECT

#### 1. 'What's The Time My Pet'?

Make a wall clock on any one of the given animal body and decorate it: (Bird / Land animal/ Water animal)  
Take a clue from the figure shown below:-



#### 2. 'Eat Well, Get Well Checklist':

- To inculcate the habit of eating fruits and vegetables in daily routine get a checklist made for 15 days on an A4 size sheet.
- Students have to maintain a record of the fruits and vegetables they consume daily.
- Students have to count and write the number of fruits and vegetables they consumed by the end of the day.
- Bring the checklist to school after the summer break.

## EVS

1. Paste pictures of any five animals and write any five interesting facts about their feeding habits and habitat. Use a coloured A4 sheet to display your creativity.

## G. K.

Do the given worksheet

## Computer

Do the given worksheets

## Art and Craft


Make 2 animals and 2 birds using different types of leaves in your Art notebook. Images are given below for reference -



## PROJECT

### Art Integrated Learning Project Work

1. Subjects Integrated – Art and Craft, GK
2. Nature of the activity – Individual
3. Type of Activity – Visual
4. Procedure – Prepare a Animal Pyramid working model on land animals, air animals , water animals using cardboard, handmade paper, colorful sheets. Decorate it using paint colors, sketch pens and decorative material with your imagination. A sample is being shared:



Sharing the youtube link for your help: <https://youtu.be/i-qz-GzEl3o>

**Note: Do all the given worksheets.**



Date:  
Name:

Class:  
Roll No.

## Picture Patterns

Look at the first set of shapes. Think how the first shape changed to become the second one. Now look at the second set of shapes and see if you can find what the first shape should change into. Choose your answer from the shapes in the group on the right.



**Circle** the shape you think is the correct one.

1		
2		
3		
4		
5		
6		




**DR. VIRENDRA SWARUP PUBLIC SCHOOL, KALYANPUR**  
**SESSION – 2023-24**  
**CLASS – II**  
**EVS WORKSHEET**

Name: - \_\_\_\_\_

Date: \_\_\_\_\_

**Q 1 Write a short description about the given animals:**



Monkeys are \_\_\_\_\_

They have \_\_\_\_\_

They can \_\_\_\_\_

They can't \_\_\_\_\_




Snakes are \_\_\_\_\_

They don't have \_\_\_\_\_

But they can \_\_\_\_\_

They can't \_\_\_\_\_



Elephants are \_\_\_\_\_

They have \_\_\_\_\_

They can \_\_\_\_\_

They can't \_\_\_\_\_




Giraffes are \_\_\_\_\_

They have \_\_\_\_\_

They can \_\_\_\_\_

They can't \_\_\_\_\_




Hippos are \_\_\_\_\_

They have \_\_\_\_\_

They can \_\_\_\_\_

They can't \_\_\_\_\_




Kangaroos are \_\_\_\_\_

They have \_\_\_\_\_

They can \_\_\_\_\_

They can't \_\_\_\_\_



Cheetahs are \_\_\_\_\_

They have \_\_\_\_\_

They can \_\_\_\_\_

They can't \_\_\_\_\_



Polar bears are \_\_\_\_\_

They have \_\_\_\_\_

They can \_\_\_\_\_

They can't \_\_\_\_\_



DR. VIRENDRA SWARUP PUBLIC SCHOOL, KALYANPUR

SESSION – 2023-24









CLASS – II

COMPUTER WORKSHEET NO. - 1

Name: - \_\_\_\_\_

Date: \_\_\_\_\_

Write the missing input, processing and output for the following machines by using the hints given in the box below.

Machine	Input	Processing	Output
 Microwave	Rice and Water	_____	Ready to eat
 Juicer	Carrots, Oranges	Churning and extracting juice	_____
 Food Processor	_____	Cutting the vegetables	_____
 Calculator	Numbers and operating symbols	_____	Calculated Answer
 Washing Machine	_____	Washing clothes	Clean clothes
 Toaster	Slice of bread	Heating and baking	_____
 Music System	_____	Spinning	Music and Songs
 Water Purifier	Plain Water	_____	Clean drinking water

**Hints: Ready juice of carrot and oranges, Big pieces of vegetables, Calculation being done, Heating and cooking, Purifies Water, Chopped vegetables, Dirty Clothes, A music CD, Toasted bread slices.**





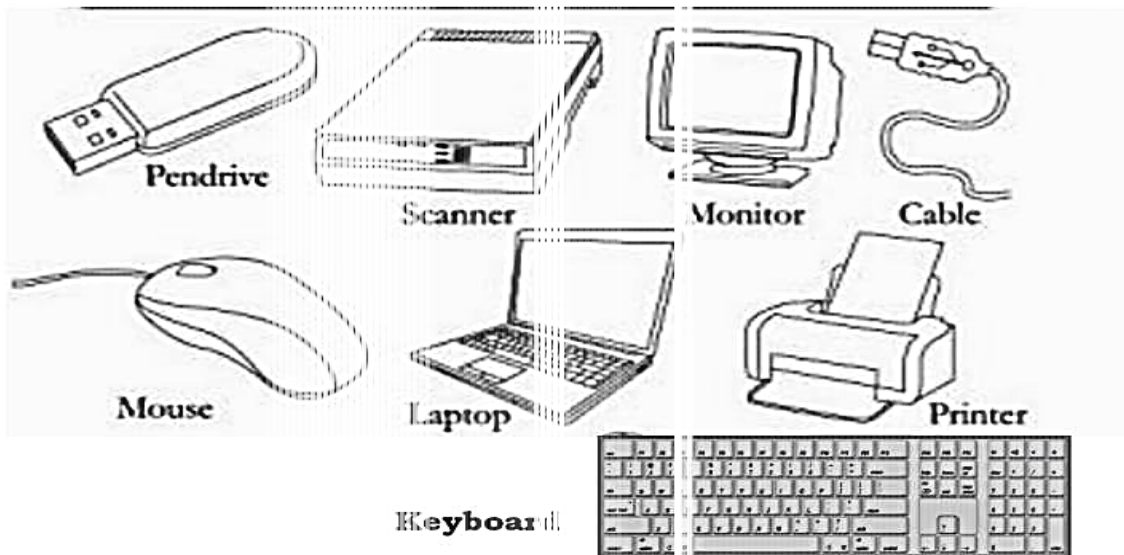
Name: - \_\_\_\_\_

Date: \_\_\_\_\_

### 4. Word puzzles:

Find the NAMES of these terms related to the computer system.

Colour each word with a DIFFERENT colour.



L	T	M	O	N	I	T	O	R	B	V	Q	K
Y	F	O	H	J	R	C	A	B	L	E	M	E
S	D	U	P	E	N	D	R	I	V	E	G	Y
O	M	S	C	A	N	N	E	R	T	I	H	B
F	I	E	V	U	L	Y	W	R	H	A	C	O
X	H	B	R	S	C	I	L	K	V	Z	X	A
D	J	L	A	P	T	O	P	T	E	U	F	R
F	I	W	T	Y	X	M	C	U	G	S	E	D




Name: - \_\_\_\_\_

Date: \_\_\_\_\_



## Animals and Colours



**Complete the sentences given below:**

1. When you mix red and blue you get \_\_\_\_\_.
2. A penguin has \_\_\_\_\_ legs. It can't \_\_\_\_\_.
3. Rabbits like to eat \_\_\_\_\_.
4. When you mix blue and white you get \_\_\_\_\_.
5. Cuddles have curly \_\_\_\_\_ hair. They eat \_\_\_\_\_.
6. Zebras are \_\_\_\_\_ with \_\_\_\_\_ stripes.
7. When you mix red and white you get \_\_\_\_\_.
8. Squirrels like to eat \_\_\_\_\_.
9. Milk usually comes from \_\_\_\_\_.
10. When you mix red and yellow you get \_\_\_\_\_.
11. Bears that live in the forest are \_\_\_\_\_ or \_\_\_\_\_.
12. \_\_\_\_\_ comes \_\_\_\_\_ after green.
13. A \_\_\_\_\_ nose is in colours.
14. \_\_\_\_\_ and \_\_\_\_\_ are white.
15. \_\_\_\_\_ and \_\_\_\_\_ are big eyes.



DR. VIRENDRA SWARUP PUBLIC SCHOOL, KALYANPUR

SESSION – 2023-24

CLASS – II

ART WORKSHEET

Name: - \_\_\_\_\_

Date: \_\_\_\_\_

Colour the given picture

